

Welcome
to Peebles
High School

PEEBLES HIGH SCHOOL



OUR SCHOOL VALUES

Welcome to our new SI

This year is a little different. Normally you would visit the High School and teachers from the High School would visit your school to meet with you. Because this is not possible at the moment, here is some information we hope you find useful.

The Senior Leadership Team

Head teacher: Mr Wilson

Welcome to Peebles High school—
your new school. We have had a very
challenging year and have not been able
to provide you with everything we
would have wanted to but we have
created this short booklet which
introduces you to some new faces and
facts about Peebles High—your new
school!



The Senior Leadership Team

Deputy Heads



Mrs Moretta



Mr Fagan



Mr Noon



Mr Lee




Mr Jones is the
Business Manager
at Peebles High
School

Peebles High School Young People

There are around 1300 young people at Peebles High School. They come from 9 Tweeddale primary schools:

- Broughton
- Eddleston
- Halysrude
- Kingsland
- Newlands
- Priorsford
- St Ronan's
- Walkerburn
- West Linton



Peebles High School Houses

When you come to Peebles High School you will be placed in a House.




There are 3 Houses:

Cademuir

Dunrig

Meldon

Each House has a different colour:

- Cademuir 
- Dunrig 
- Meldon 

If you have an older brother or sister at PHS, we will try to put you in the same House as them.

Peebles High School—The School Day

The school week will look different for all PHS learners in August. Please don't worry, this will be new for every year group. You will get more information about this later.

The school day is split into different parts, we call these parts PERIODS.

There are 7 periods in a day (5 on a Friday).

A bell will ring at the start and end of every period.

Most of the time you will go to a different class every period. Each class will last for 50 minutes.



The Normal School Day Monday-Thursday

•Period 1	8:50	9:40
•Period 2	9:40	10:30
•Break	10:30	10:45
•Period 3	10:45	11:35
•Period 4	11:35	12:25
•Period 5	12:25	13:15
•Lunch	13:15	14:05
•Period 6	14:05	14:55
•Period 7	14:55	15:45



The Normal School Day—Friday

•Period 1	8:50	9:40
•Period 2	9:40	10:30
•Break/Brunch	10:30	10:50
•Period 3	10:50	11:40
•Period 4	11:40	12:30
•Period 5	12:30	13:20

Your Timetable

This is an example of an S1 timetable. Your timetable will not look exactly the same.

Timetable Report							
ne:	Register Group: 1D1						Sta
	1	2	3	4	5	6	7
Monday	Personal & Social Education School Mr Armour ML2	Mathematics CfE Mr Rubie T2	Music CfE Mrs Campbell MR2	Technological Studies CfE Mrs Andersen CDT5	English CfE Miss Hyatt M7	English CfE Mrs Armour M12	Science CfE Mrs Wren L7
Tuesday	Mathematics CfE Mrs Sheridan T6	English CfE Mrs Armour M8	Personal Support Class School Mrs Johnson L4	P.E. School School Miss Walker GYM	P.E. School School Miss Walker GYM	Geography CfE Mr Mccolm M28	Health & Life CfE Mrs Robson M3
Wednesday	Modern Languages CfE Mrs Taylor ML5	Art CfE Ms Davies AR2	English CfE Mrs Armour M12	English CfE Mrs Armour M12	Business & Computing Studies CfE Mr Flood M21	Mathematics CfE Mr Rubie T2	Science CfE Mrs Wren L7
Thursday	Religious Studies CfE Mr McLean-Foreman M31	Modern Studies CfE Mr Mccolm M36	Drama CfE Mr Swinton DS2	Creativity CfE Mr Bisson MR1	P.E. School School Mr Changleng GYM	Modern Languages CfE Mrs Taylor ML5	Mathematics CfE Mr Rubie T2
	1	2	3	4	5		
Friday	History CfE Mrs Ferguson M35	Modern Languages CfE Mrs Taylor ML5	Social Subjects CfE Mrs Wilson M27	Science CfE Mrs Wren L7	Mathematics CfE Mr Rubie T2		

School Uniform

Plain black footwear

White shirt or blouse and school tie

Black sweatshirt with school crest or black jumper/
black cardigan

Black trousers/black skirt

White polo shirt with the school crest

PE Kit:

Black shorts

White t-shirt (no logos)

All hats and caps should be removed in school

All coats and jackets should be removed in class



Things you need to bring every day

- Bag
- Pencils
- Pen
- Ruler
- Rubber
- Sharpener
- iPad
-



You will be given an iPad to support your learning in school and at home. Do not worry if you are not sure about using an iPad, you will get help with this at PHS.

You will need to charge your iPad at home so that it is ready for you to use in class.



Lockers

When you come to high school you will go to lots of different classes and you will have jotters and equipment for each of these classes. Some days you will also have to bring your PE kit. Your bag can get very heavy!





Lunchtime

Lunch is 50 minutes long. Lunchtime starts at 1.15pm and ends at 2.05pm. This is quite a late lunch so make sure you eat breakfast and/or have a snack at break.

Some young people choose to go to the canteen for lunch. We have a cashless system at PHS. Money is added to your card via ParentPay or you can use machines (called Re-val machines) in the high school. You then use your Young Scot card to pay for your food.

If you receive free school meals, the money will be placed on to your card for you.

Some pupils bring a packed lunch and there are areas in school where you can sit with your friends to eat your lunch. Others use the 'Grab and Go' system which involves ordering your lunch in the morning and collecting it at the start of the lunch break.

Some pupils choose to go down the street to buy their lunch at one of the shops in town. You can do this but you must get back to school in time for your period 6 class!



Bus D

If you come to school by bus you will be dropped off at the Bus D.



Young people who walk to school must stay on the pavement.

The Bus D is very busy in the morning and at the end of the day.

At the end of the day you will go to the Bus D to get on your bus to go home. You have to have a bus pass to travel, this will be sent to you.

The School After the Fire

In November 2019, there was a large fire at Peebles High School. Some parts of the building were badly damaged and had to be demolished.





There are temporary modular classrooms and toilets.

There are some classrooms in Peebles High School which look a little different

Craft, Design and Technology



These classrooms are called workshops. They have workbenches where you can work with tools and different machines. There are also classrooms in this department where you can work on computers.

The classrooms in the Science department are called laboratories or labs.

There are workbenches which have sinks and gas taps. This is where you will do experiments.

Science



Health and Life Skills

Some of the classrooms in this department are a bit like kitchens. You will find all of the things you need to do your cooking in the cupboards.



Other rooms in the department have sewing machines and irons in them which are used during fabric and textiles lessons.



Drama

The drama classroom is called a STUDIO.

The walls and blinds are black in the drama studio. You have to take off your shoes!



Things You May Be Worried About

- * **Getting lost** – do not worry. Just ask any member of staff or another young person for help. You will not get into trouble for getting lost and being late to class during your first few weeks.
- * **Meeting new people** – You may have come from a small school with only a few people in your class. At PHS there are young people from the nine primary schools in Tweeddale. There will be lots of new faces and new names to remember. This is the same for everyone. You are not alone.
- * **Making new friends** – Smile! Say hello and talk to people.
- * **Scary teachers** – The teachers at Peebles High School are friendly and kind and there to help you. If you do not understand something, ask your teacher for help.

- * **What if I am late for school?** Do not worry, this can happen to anyone. If you are late you should go to the main office, let the office staff know and sign in. You then go to your class.
- * **What if I do not feel well?** If you feel unwell, tell your teacher. You may then be sent to the main office to see the first aid member of staff. (This will usually be Mrs Connor). If you need to go home, we will have to check that someone is at home and that they can come to school to collect you. You must not leave the school to go home without permission.



- * **Workload and Homework** – You will have lots of new, different subjects. It will be important to have a way of recording your homework. Some young people use their phones or iPads to take a photograph of any homework. Lots of teachers use ‘Show My Homework’ to post homework tasks. You can access this at home to check on what homework your class has been set.

Tips:

- You could make a homework timetable to help you organise homework.
- Do not leave your homework to the last minute.
- As long as you have a way of organising your time you will be fine.



- * **Being organised** – you will need to bring the correct jotters and equipment every day.

Tips:

- Pack your bag the night before
- Keep a copy of your timetable at home and on your phone/device.



Set an alarm clock



Use your mobile to take photos of homework, timetable or anything else you need to remember



Make use of your school locker to keep your things in



Pack your bag the night before



Lay your school clothes out the night before



Set aside time in your week for homework, study and chilling!



Colour co-ordinate your timetable, jotters and folders



Top Tips for Being Organised at Peebles High School



Use a diary or calendar at home to mark when homework is due, test dates, holidays etc



Draw your timetable and keep a copy at home/in your locker



Make sure you have



- ❖ Pencils
- ❖ Pens
- ❖ Rubber/Sharpener
- ❖ Ruler
- ❖ iPad
- ❖ Locker key
- ❖ Young Scot Card
- ❖ Personal Care essentials
- ❖ Bus pass (if needed)



EVERY DAY



People Who Can Help You

Pastoral Teachers – Every young person has a Pastoral teacher. The Pastoral teachers are each linked to one of the Houses - **Cademuir**, **Dunrig** and **Meldon**. You will see your Pastoral teacher once a week in your Personal and Social Education (PSE) class. You usually have the same Pastoral teacher for every year you are at Peebles High School. You can speak to your Pastoral teacher if you are having any problems or difficulties or if you are worried about anything.

Support for Learning staff - the staff in this department support young people who have difficulties which affect their learning. They receive information from your primary school and share this with class teachers. This means that your teachers will know about any difficulties that you may have. Sometimes there may be a Support for Learning teacher or an Additional Needs Assistant in your class. They are there to support the young people and the teacher.

Pupil Cards

Any young person who has a difficulty which may affect their learning can complete a Pupil Card. The cards are the size of a Young Scot card/bank card.

Name: Bart Simpson. Class: 1C2	Please do not ask me to: Read aloud in class Copy notes from the board
What can be difficult for me: Spelling. Copying from the board. Reading new words	What helps me : Using a spellchecker Using a PC to type my work

Young people can give copies to their class teachers to remind them about their difficulties. Teachers see around 200 young people every week and sometimes you will have a cover teacher who has not taught your class before. The Pupil Cards help teachers and learners.

Clubs

One of the best ways to meet new friends and become involved in life at PHS is to join a club. The clubs meet either at lunchtime or after school.

These are just some of the clubs which have been on offer at Peebles High School but there are lots of other ones to try.

Club	Name
Dance Club	String Orchestra
Rugby Club	Jazz
Drama	Basketball
Hockey	Netball
Art	Juggling
Ceilidh Band	Boccia
Mountain Biking	Guitar
Film	Running
Chess	Young Engineers
Choir	Lego
Duke of Edinburgh	Eco

New Vocabulary

Some of the words that you will hear in Peebles High School may be new to you;

- Break - playtime
- Period - class
- Double period - a class which lasts for two periods
- Modern languages – French, Italian, Spanish
- Techy – Technical, Craft and Design, Woodwork
- PSE/Soc Ed - Personal and Social Education
- Lab - laboratory/science classroom
- Atrium - glass covered social area of the school
- Upper crush hall - area outside main school office
- Lower crush hall - area outside the assembly hall
- LRC - library
- SI - first year



Peebles High School will be great!

Try your best and make the most of all the opportunities it
offers.

We look forward to seeing you in August.

